


User instructions

AC-Midsize Umbrella FARE®-Switch 7905



Read the user instructions and keep safe for future reference

 These user instructions apply to the AC-Midsize Umbrella FARE®-Switch 7905 (hereafter referred to as "regular umbrella"). They contain important information for start-up and handling.

Read the user instructions carefully, in particular the safety instructions, before using the regular umbrella. Non-compliance with the user instructions can lead to severe injuries or damage the regular umbrella. These user instructions are based on the standards and regulations valid in the European Union. Also take note of guidelines and laws applicable in foreign countries. Keep the operating manual safe for future reference. When handing the regular umbrella over to third parties also pass on the user instructions.

You can also find these user instructions on our website www.fare.de and download them or you can request them from our customer service as a PDF file.

Scope of supply

1. Regular umbrella
2. Charging cable

Explanation of symbols

WARNING


This word indicates a dangerous situation, which can result in death or serious injury if not avoided.


CAUTION


This word indicates a dangerous situation, which can result in slight to moderate injuries if not avoided.

NOTE

This word indicates a warning of possible material damage.

 Declaration of conformity (see chapter "Declaration of conformity"): Products labelled with this symbol indicate that they fulfil all applicable community regulations of the European Economic Union.

 Read the user instructions.

 Use the charging cable indoors only.

 direct current

Safety

Intended use

The regular umbrella is intended exclusively for private use and is not suitable for commercial environments.

Please only use the regular umbrella as described in this operating manual. Any other use is not the intended use and can result in damage to property or even personal injury. The regular umbrella is not a toy for children.

The manufacturer or retailer does not accept any liability for damages resulting from unintended or incorrect use.

Safety advice

WARNING

Incorrect usage by children or people with insufficient knowledge or capabilities.

Dangerous to children or people with impaired physical, sensory or mental capabilities (for example partially handicapped, older people with impairment of physical and mental abilities) or lack of experience and know-how (for example older children).

• This regular umbrella and the charging cable can be used by children over the age of 8 years as well as by people with impaired physical, sensory or mental abilities or lack of experience and know-how, when they are being supervised or have been instructed in the safe use of the regular umbrella and the charging cable and understand the dangers which may arise as a result of usage. Children must not play with the regular umbrella. Children must not undertake cleaning tasks or user maintenance without supervision.

• Keep children younger than 8 years of age away from the regular umbrella and the charging cable.

• Make sure that children do not play with the charging cable. There is a danger of strangulation.

• Make sure that children do not pull off small parts from the regular umbrella. Children can swallow small parts and suffocate.

• Never let your children play with packaging film. Children can get caught up and suffocate if they play with it.

WARNING

Rechargeable batteries can explode when they become very hot. This can injure you and others. Incorrect usage of the charging cable can cause fire and explosion.

Danger of explosion and fire!

• Do not charge any non-chargeable batteries with the charging cable.

• Do not expose the regular umbrella to fire or high temperatures. Fire or temperatures above 130 °C can cause the battery to explode.

• Do not use the rechargeable battery when damaged. Damaged batteries can react unpredictably and cause fire, explosion or injury.

• Always make sure that there is sufficient ventilation when charging the batteries. Gases may develop.

• Only charge the battery in ambient temperatures between 10 °C and 40 °C.

• Never use the charging cable near explosive or flammable materials.

CAUTION

Improper usage of the charging cable can cause injuries.

Risk of injury!

• Use the charging cable so that it does not pose a risk to people tripping over it.

• Do not wind the charging cable around a person's neck. There is a danger of strangulation.

• Do not allow the charging cable to touch hot items.

• Check the regular umbrella for damage before each use. Do not use the regular umbrella when damaged.

• If the charging cable is damaged, the manufacturer or his customer service or a similarly qualified person must replace it to prevent dangers.

• Never dismantle the charging cable, the LED lights or the rechargeable battery. Repairs must only be carried out by authorised technical customer services. LED lights and the rechargeable battery cannot be replaced.

• Charge the battery only in closed rooms, as the charging cable is intended for indoor use only.

• Take care that no moisture makes contact with the charging cable and the sockets. Disconnect the charging cable from power supply before undertaking any cleaning jobs. There is a risk of causing a short circuit.

Commissioning

Charging the battery

WARNING

Heat, odours or damage during the charging process.

Danger of fire and injury!

• Do not touch the regular umbrella.

• Pull the charging cable from the power supply socket.

The regular umbrella is charged when supplied, and can be used immediately.

Charge the battery only when the regular umbrella shaft no longer lights up.

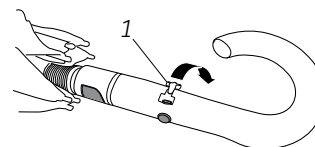


fig.: A
1 rubber cover

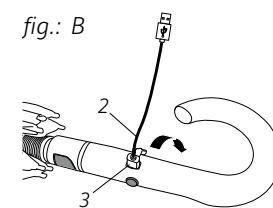


fig.: B
2 charging cable
3 USB-Micro-B plug

1. Open the watertight rubber cover (1) on the handle (see fig.: A).
2. Connect the USB-Micro-B plug (3) of the supplied charging cable (2) to the charging socket on the handle (see fig.: B).

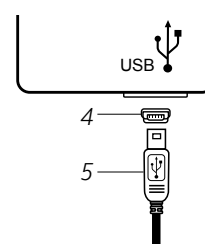


fig.: C
4 USB socket
5 USB-A plug

User instructions

AC-Midsize Umbrella FARE®-Switch 7905



3. Connect the USB-A plug (5) to a suitable USB socket (4) (see fig.: C).
 - The charging socket on the handle lights up red during the charging process.
 - The charging socket lights up green when the battery is fully charged.
 - The charging process takes about 3 hours.
4. Pull the USB-A plug from the USB socket.
5. Pull the USB-Micro-B plug from the charging socket on the handle.
6. Carefully replace the rubber cover.

Operation

⚠ CAUTION

Improper use of the regular umbrella can cause injury.

Risk of injury!

- Before using the regular umbrella for the first time, please practise opening and closing it in an area where there are few people.
- When opening, hold the regular umbrella by pointing the tip away from the body and make sure there is enough distance to other people.
- During and after opening the regular umbrella there is a risk of injuring others with the outer regular umbrella tips at the end of the regular umbrella cover.

⚠ CAUTION

When closing the regular umbrella there is a risk of trapping your fingers on the umbrella shaft.

Risk of injury!

- Hold the regular umbrella only by the handle when closing.
- Do not put your hand into the regular umbrella when closing.

NOTE

Damage to the regular umbrella through overheating or improper use:

Risk of damage!

- Never attempt to open the regular umbrella manually. Manual opening damages the automatic opening function.
- Remove all packaging material and wrapping before using the regular umbrella.
- Switch the light on only when the regular umbrella is open.
- Unfasten the closing strap before opening the regular umbrella.

Opening and closing the regular umbrella

1. Unfasten the closing strap.

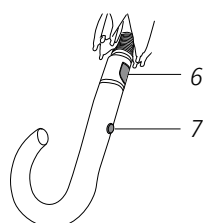


fig.: D

6 push-button
7 light button

2. Always open the regular umbrella by pushing the button. Push the push-button (6) (see fig.: D). The regular umbrella opens automatically. Wait until the regular umbrella has fully opened.
3. Close the regular umbrella manually. To do this, hold the regular umbrella handle with one hand and slide the holder with

the notches down towards you with the other until it clicks in.

4. Fasten the closing strap.

Switching the LED light on and off

1. Open the regular umbrella.
2. Push the light button (7) once (see fig.: D). The regular umbrella shaft lights up.
3. Push the light button once to switch the lights off. The lights switch off. You can close the regular umbrella now.

Changing the colour of the light

The colour of the light changes every time you switch on the LED lighting. Apart from single-colour lights, the regular umbrella also has two different speed automatic colour changes.

The colour sequence is as follows:

Slow change of colour ►Red ►Green ►Purple ►Yellow ►Blue ►Pink ►White ►Fast colour change

1. Press the light button (7) once (see fig.: D). The regular umbrella shaft lights up.
2. Press the light button twice to change the colour of the light.
3. To select a certain light colour, press the light button several times until the desired light colour appears.

Care

- Do not clean the regular umbrella during the charging process.
- Clean the cover with a lightly dampened cloth.
- Wipe the regular umbrella shaft and the handle with a dry and soft cloth.

Technical data

Charging cable

Input voltage: 5 V/DC; 900 mA

Output voltage: 5 V/DC; 900 mA

Rechargeable battery

Type: Polymer Li-Ion battery (LiPo); 1200 mAh

Regular umbrella

Voltage: 3.7 V/DC

Power consumption: ≤ 30 mA

Protection class: IPX4

Declaration of conformity

FARE – Guenther Fassbender GmbH declares herewith that the regular umbrella conforms to the requirements of the directive RL 2014/35/EU, RL 2014/30/EU and the RoHS guideline 2011/65/EU, provided that it is used according to the manufacturer's instructions. The full text of this declaration of conformity can be obtained from the following address:

Manufacturer / supplier: FARE – Guenther Fassbender GmbH
Stursberg II 12
D-42899 Remscheid
info@fare.de
www.fare.de

Product description: AC-Midsize Umbrella
FARE®-Switch

Article number: 7905

Disposal

Disposing of packaging



Sort packaging materials for disposal. Put card and cardboard in the paper collection bin and film in the recycling bin.

Disposing of the regular umbrella

(Applicable in the European Union and other European countries with systems for the collection of separated recyclable materials)

Old devices must not be disposed of in the general household waste!



Should the umbrella become no longer usable then every consumer is legally obliged to deposit old appliances separate from household waste at a waste collection site of his/her local authority/ town borough, for example. This ensures that old appliances are properly recycled and that negative impact on the environment is avoided. Therefore electrical appliances are labelled with the symbol shown here.

Batteries and rechargeable batteries must not be disposed of in the general household waste!



As a consumer, you are obliged by law to deposit all batteries and rechargeable power packs, irrespective of whether or not they contain harmful substances*, at a collection point of your local authority/ town borough or at a retailer, so that they can be disposed of in an environmentally friendly way.

Deposit the umbrella at the collection point complete (with the rechargeable battery) and only when it has been fully discharged.

*Labelled as: Cd = Cadmium, Hg = Mercury, Pb = Lead