


※ Safety

1. Always wear safety gloves when using any saw
2. Take care for your fingers when you cut any materials
3. Wear eye protection whenever cutting metals of other hard materials.
4. Mount the workpiece in a vice or similar clamping device.

- PATENT IN KOREA & U.S.A & CHINA & E.U
- PATENT PENDING ON OTHER COUNTRIES



PLATINUM SAW



■ USES

Construction materials, Art and Craft, Fishing, Gardening Factory, Automotive, House, School, Market.

■ Cutting Item

ALUMINIUM 	NAIL 	PIPE 	ACRYLIC 	WOOD
RUBBER 	ROPE 	ELECTRIC WIRE 	BAMBOO 	REF* FISH(BONE)

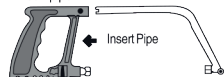
■ Uses

Construction materials, Art and Craft, Fishing, Gardening, Factory, Automotive, house, school, Market.

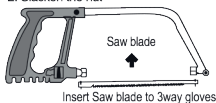
How to fit the blade

■ Saw Blade of Assembly

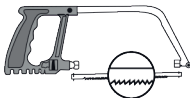
1. Insert pipe



2. Slacken the nut



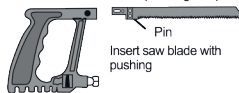
3. Hook up the blade on front axis first and rear axis
(Direct the teeth towards the handle. Blades can be installed to the 3 different directions : Down, right and left.)



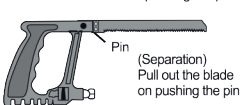
4. Tighten the nut to fix the blade
5. Locate the front axis against a hard surface and push the handle to compress the frame
6. Retighten the nut as much as possible (The tighter the nut, you will get better performance)

■ Straight Saw Blade of Assembly

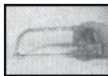
1. Insert saw blade with pushing the pin



2. Pull out the blade on pushing the pin



■ How to grip the handle



Two fingers inside and two fingers outside. (of three fingers inside) and one finger outside)

■ How to cutting the glass and tile

It cuts even glass and tiles with a tool tip attached to the frame.

Just pull the tool tip attached to the saw frame towards the handle direction with an angle of 45 degrees.





Packaging Information:

- A - Saw Body (Grip and Frame)
- B - Wood Blade - for wood and PVC
- C - Wood Blade Screw - to secure wood blade
- D - Multi-Purpose Saw - for general use with wood metal rubber, plastic etc.
- E - Small Glass blade - for tile, ceramic, stone etc.
- F - Big Glass Blade - for sharpening scissors, glass, knives etc.
- G - Drill bits - for boring holes

Attention!!!

The return of the product will be impossible if has been or used or damaged due to incorrect usage

Disposal:

The packaging material is reusable. Dispose of the packaging in an environmentally friendly way by putting in an appropriate waste container

Eurotops Versand GmbH
 Elisabeth-Selbert-Straße 3
 40764 Langenfeld, Deutschland

EURO
tops

If technical support is needed, please call

in Germany	0180 5306363*	or info@eurotops.de
in Austria	01 230604312	or info@eurotops.at
in Switzerland	044 2836125	or info@eurotops.ch
in Netherlands	026 3736333	or info@eurotops.nl
in France	0892 700470**	or info@eurotops.fr
in Belgium	070 663665***	or info@eurotops.be
in Norge	21 932998	or kundenservice@eurotops.no

* 14 Cents/minute via German landline,
 max. 42 cents/minute via mobile phone network
 ** 35 Cents/minute via French landline
 *** 30 Cents/minute

A possible return of products should be addressed to the return address stated on your invoice. © 01.11.2018