

# Magic Handsaw

Art. No. 20405

## Operating Instructions

Thank you for your decision to buy this product. Please read these operating instructions carefully before using the product and keep it safe for future reference.

### Scope of delivery

- 1 x saw frame with handle
- 5 x saw blade, thin
- 1 x saw blade, wide
- 1 x black screw

### Operation




The thin saw blade is suitable for normal work with wood, plastic, rubber, bamboo, rope, soft metals, stainless steel, etc.



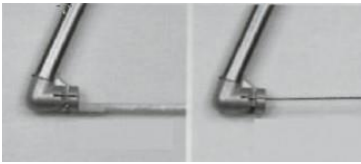
The wide saw blade is suitable for wood and PVC.

## Replacement of the thin saw blade



1. To remove the saw blade, unscrew the nut as shown in the figure.
2. Hook both ends of the new saw blade into both saw arms of the saw frame, then retighten the nuts again.



## The arms of the saw can be adjusted for three different directions.



- a) Adjustment for sawing towards the bottom
- b) Adjustment for sawing towards the left side
- c) Adjustment for sawing towards the right side

**Attention:** When the saw blade is hooked in, please make sure that this is always adjusted to the same direction (see figure above).

## Replacement of the thin saw blade by a wide saw blade



1. Unscrew the nut and remove the thin saw blade.
2. Remove the saw frame from the handle
3. Insert the wide saw blade into the saw frame at the handle and then attach the saw blade by means of the black screw.

## Adjustment to the top



## Adjustment to the bottom



You can insert the wide saw blade towards the top or the bottom, depending on the work you would like to do.

## Safety instructions

- Always wear protective gloves when working with the handsaw.
- Wear safety goggles when processing hard material with the saw.
- The handsaw is not a toy. Please keep the handsaw always out of reach of children and pets.

## DISPOSAL:

The packaging material is reusable. Dispose of the packaging in an environmentally friendly way by putting it in the appropriate recyclable waste collection containers.

Eurotops Versand GmbH  
Elisabeth-Selbert-Straße 3  
40764 Langenfeld, Germany



If technical support is needed, please call ...

in Germany           0180 . 530 63 63\* or [info@eurotops.de](mailto:info@eurotops.de)  
in Austria            01 . 230 60 43 12 or [info@eurotops.at](mailto:info@eurotops.at)  
in Switzerland      044 . 28 36 125 or [info@eurotops.ch](mailto:info@eurotops.ch)  
in the Netherlands 026 . 37 36 333 or [info@eurotops.nl](mailto:info@eurotops.nl)  
in France            0892 . 700 470\*\* or [info@eurotops.fr](mailto:info@eurotops.fr)

\* 14 Cents/minute via German landline, max. 42 cents/minute via mobile phone network

\*\*34 Cents/minute via French landline

A possible return of products should be addressed to the return address stated on your invoice.

The manual only reflects the technical conditions available under printing. Any changes in technology and equipment are reserved.

© 28.11.2013